

Ref no: BBL /360/2019-20

January 15, 2020

**BSE Limited**Dept of Corporate Services  
Phiroze Jeejeebhoy Towers,  
Dalal Street, Fort,  
Mumbai - 400001**BSE Scrip Code: 541153****The National Stock Exchange of India Limited**The Listing Department  
Exchange Plaza,  
Bandra Kurla Complex,  
Mumbai - 400051**NSE Symbol: BANDHANBNK**

Dear Sir/ Madam

**Subject: Newspaper publication of Financial Results for the quarter ended December 31, 2019**

Pursuant to the provisions of Regulation 33 and other applicable provisions of SEBI (Listing Obligations and Disclosure Requirements) Regulations, 2015 ('SEBI LODR'), the Board of Directors (the '**Board**') of Bandhan Bank Limited (the '**Bank**') at its meeting held on Tuesday, January 14, 2020, considered and approved the Unaudited Financial Results of the Bank for the quarter and nine months ended December 31, 2019.

Further, pursuant to provisions of Regulation 47 of SEBI LODR, the said unaudited financial results of the Bank for quarter and nine months ended December 31, 2019 has been published by the Bank in the English dailies - Economic Times, Mint, Business Standard, Business Line, Financial Express and regional (Bengali) newspaper - Anandabazar Patrika, on January 15, 2020. Copies of the same are attached for your information and record.

You are requested to take note of the above.

Thanking you,

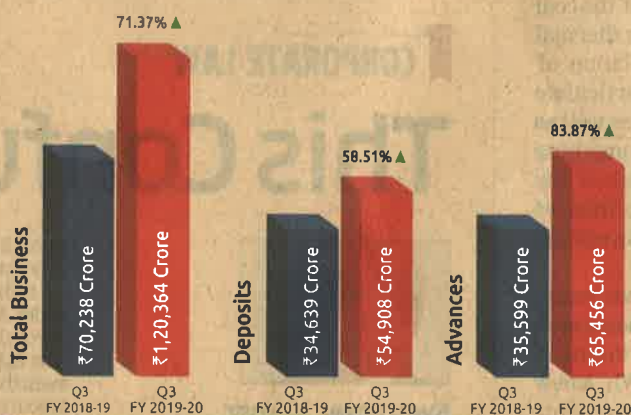
Yours sincerely,

**For Bandhan Bank Limited**  
**Indranil Banerjee**  
Company Secretary*Encl.: As above*



# We scale new heights, with you by our side

Once again, our financial results bear testimony to your unflinching support and encouragement. We thank you for being a part of our growth story.



**1.9 crore**  
Customers



**4,288**  
Banking Outlets



**37,331**  
Employees

## EXTRACT OF UNAUDITED FINANCIAL RESULTS FOR THE QUARTER ENDED DECEMBER 31, 2019

Regulation 33 of the SEBI (Listing Obligation and Disclosure Requirements) Regulations, 2015

₹ in lakh.

Sl. No.	Particulars	Quarter ended		Nine months ended		Year ended
		December 31, 2019	December 31, 2018	December 31, 2019	December 31, 2018	March 31, 2019
		Unaudited	Unaudited	Unaudited	Unaudited	Audited
1.	Total Income from Operations	3,07,534.33	1,88,365.13	9,08,821.78	5,48,658.82	7,70,709.95
2.	Net Profit / (Loss) for the period (before Tax, Exceptional and/or Extraordinary items)	96,899.60	52,282.97	3,36,009.29	2,01,313.04	3,01,305.39
3.	Net Profit / (Loss) for the period before tax (after Exceptional and/or Extraordinary items)	96,899.60	52,282.97	3,36,009.29	2,01,313.04	3,01,305.39
4.	Net Profit / (Loss) for the period after tax (after Exceptional and/or Extraordinary items)	73,103.33	33,126.68	2,50,645.22	1,30,063.07	1,95,150.19
5.	Total Comprehensive Income for the period [Comprising Profit / (Loss) for the period (after tax) and Other Comprehensive Income (after tax)]	Refer note 2	Refer note 2	Refer note 2	Refer note 2	Refer note 2
6.	Paid up Equity Share Capital	1,61,007.55	1,19,280.49	1,61,007.55	1,19,280.49	1,19,308.29
7.	Reserves (excluding Revaluation Reserve)	-	-	-	-	10,00,866.42
8.	Earnings Per Share (before extra ordinary items) (of ₹10/- each) (for continuing and discontinued operations) -					
	1. Basic:	4.54	2.78	15.57	10.90	16.03
	2. Diluted:	4.52	2.77	15.50	10.89	16.01
9.	Earnings Per Share (after extra ordinary items) (of ₹10/- each) (for continuing and discontinued operations) -					
	1. Basic:	4.54	2.78	15.57	10.90	16.03
	2. Diluted:	4.52	2.77	15.50	10.89	16.01

Notes:

- The above is an extract of the detailed format of Quarterly / Nine months' Financial Results filed with the Stock Exchanges under Regulation 33 of the SEBI (Listing Obligation and Disclosure Requirements) Regulations, 2015. The full format of the Quarterly / Nine months' Financial Results is available on the websites of the Stock Exchange(s) ([www.bseindia.com](http://www.bseindia.com) and [www.nseindia.com](http://www.nseindia.com)) and the website of the Bank ([www.bandhanbank.com](http://www.bandhanbank.com)).
- Information relating to Total Comprehensive Income and Other Comprehensive Income is not furnished as Ind AS is not yet made applicable to banks.

Place : Mumbai  
Date : January 14, 2020

**Bandhan Bank Limited**  
CIN: L67190WB2014PLC204622

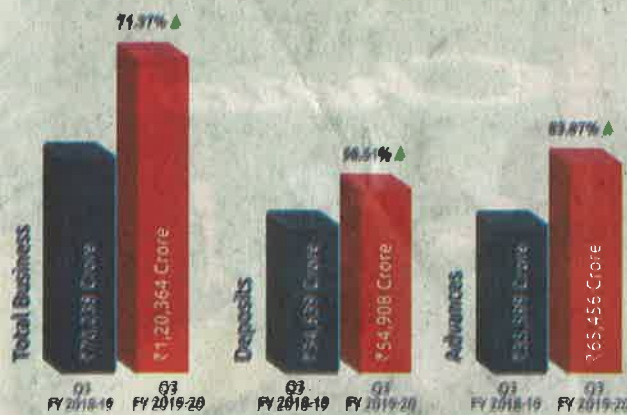
Registered Office: DN-32, Sector - V, Salt Lake City, Kolkata – 700 091  
Tel.: (033)66090909, Website: [www.bandhanbank.com](http://www.bandhanbank.com)

**For Bandhan Bank Limited**  
**Chandra Shekhar Ghosh**  
Managing Director & CEO



# We scale new heights, with you by our side

Once again, our financial results bear testimony to your unflinching support and encouragement. We thank you for being a part of our growth story.



**1.9 crore**  
Customers



**4,288**  
Banking Outlets



**37,331**  
Employees

**EXTRACT OF UNAUDITED FINANCIAL RESULTS FOR THE QUARTER ENDED DECEMBER 31, 2019**  
Regulation 33 of the SEBI (Listing Obligations and Disclosure Requirements) Regulations, 2015

SL No.	Particulars	Quarter ended		Nine months ended		Year ended
		December 31, 2019	December 31, 2018	December 31, 2019	December 31, 2018	March 31, 2019
		Unaudited	Unaudited	Unaudited	Unaudited	Audited
1.	Total Income from Operations	3,07,534.33	1,88,365.13	9,08,821.78	5,48,658.82	7,70,709.95
2.	Net Profit / (Loss) for the period (before Tax, Exceptional and/or Extraordinary items)	96,899.60	52,282.97	3,36,009.29	2,01,313.04	3,01,305.39
3.	Net Profit / (Loss) for the period before tax (after Exceptional and/or Extraordinary items)	96,899.60	52,282.97	3,36,009.29	2,01,313.04	3,01,305.39
4.	Net Profit / (Loss) for the period after tax (after Exceptional and/or Extraordinary items)	73,103.33	33,126.68	2,50,645.22	1,30,063.07	1,95,150.19
5.	Total Comprehensive Income for the period (Comprising Profit / (Loss) for the period (after tax) and Other Comprehensive Income (after tax))	Refer note 2	Refer note 2	Refer note 2	Refer note 2	Refer note 2
6.	Paid up Equity Share Capital	1,61,007.55	1,19,280.49	1,61,007.55	1,19,280.49	1,19,308.29
7.	Reserves (excluding Revaluation Reserve)	-	-	-	-	10,00,866.42
8.	Earnings Per Share (before extra ordinary items) (of ₹10/- each) (for continuing and discontinued operations) -					
1.	Basic:	4.54	2.78	15.57	10.90	16.03
2.	Diluted:	4.52	2.77	15.50	10.89	16.01
9.	Earnings Per Share (after extra ordinary items) (of ₹10/- each) (for continuing and discontinued operations) -					
1.	Basic:	4.54	2.78	15.57	10.90	16.03
2.	Diluted:	4.52	2.77	15.50	10.89	16.01

Notes:

- The above is an extract of the detailed format of Quarterly / Nine months' Financial Results filed with the Stock Exchanges under Regulation 33 of the SEBI (Listing Obligations and Disclosure Requirements) Regulations, 2015. The full format of the Quarterly / Nine months' Financial Results is available on the websites of the Stock Exchange(s) ([www.bseindia.com](http://www.bseindia.com) and [www.nseindia.com](http://www.nseindia.com)) and the website of the Bank ([www.bandhanbank.com](http://www.bandhanbank.com)).
- Information relating to Total Comprehensive Income and Other Comprehensive Income is not furnished as Ind AS is not yet made applicable to banks.

Place : Mumbai  
Date : January 14, 2020

**Bandhan Bank Limited**  
CIN: L67190WB2014PLC204622

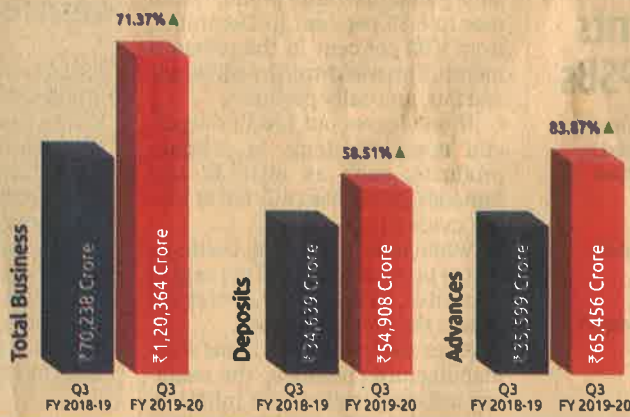
**Registered Office:** DN-32, Sector - V, Salt Lake City, Kolkata – 700 091  
Tel.: (033)66090909, Website: [www.bandhanbank.com](http://www.bandhanbank.com)

**For Bandhan Bank Limited**  
**Chandra Shekhar Ghosh**  
Managing Director & CEO



# We scale new heights, with you by our side

Once again, our financial results bear testimony to your unflinching support and encouragement. We thank you for being a part of our growth story.



**1.9 crore**  
Customers



**4,288**  
Banking Outlets



**37,331**  
Employees

## EXTRACT OF UNAUDITED FINANCIAL RESULTS FOR THE QUARTER ENDED DECEMBER 31, 2019

Regulation 33 of the SEBI (Listing Obligation and Disclosure Requirements) Regulations, 2015

Sl. No.	Particulars	Quarter ended		Nine months ended		Year ended
		December 31, 2019	December 31, 2018	December 31, 2019	December 31, 2018	March 31, 2019
		Unaudited	Unaudited	Unaudited	Unaudited	Audited
1.	Total Income from Operations	3,07,534.33	1,88,365.13	9,08,821.78	5,48,658.82	7,70,709.95
2.	Net Profit / (Loss) for the period (before Tax, Exceptional and/or Extraordinary items)	96,899.60	52,282.97	3,36,009.29	2,01,313.04	3,01,305.39
3.	Net Profit / (Loss) for the period before tax (after Exceptional and/or Extraordinary items)	96,899.60	52,282.97	3,36,009.29	2,01,313.04	3,01,305.39
4.	Net Profit / (Loss) for the period after tax (after Exceptional and/or Extraordinary items)	73,103.33	33,126.68	2,50,645.22	1,30,063.07	1,95,150.19
5.	Total Comprehensive Income for the period [Comprising Profit / (Loss) for the period (after tax) and Other Comprehensive Income (after tax)]	Refer note 2	Refer note 2	Refer note 2	Refer note 2	Refer note 2
6.	Paid up Equity Share Capital	1,61,007.55	1,19,280.49	1,61,007.55	1,19,280.49	1,19,308.29
7.	Reserves (excluding Revaluation Reserve)	-	-	-	-	10,00,866.42
8.	Earnings Per Share (before extra ordinary items) (of ₹10/- each) (for continuing and discontinued operations) -					
1.	Basic:	4.54	2.78	15.57	10.90	16.03
2.	Diluted:	4.52	2.77	15.50	10.89	16.01
9.	Earnings Per Share (after extra ordinary items) (of ₹10/- each) (for continuing and discontinued operations) -					
1.	Basic:	4.54	2.78	15.57	10.90	16.03
2.	Diluted:	4.52	2.77	15.50	10.89	16.01

**Notes:**

- The above is an extract of the detailed format of Quarterly / Nine months' Financial Results filed with the Stock Exchanges under Regulation 33 of the SEBI (Listing Obligation and Disclosure Requirements) Regulations, 2015. The full format of the Quarterly / Nine months' Financial Results is available on the websites of the Stock Exchange(s) ([www.bseindia.com](http://www.bseindia.com) and [www.nseindia.com](http://www.nseindia.com)) and the website of the Bank ([www.bandhanbank.com](http://www.bandhanbank.com)).
- Information relating to Total Comprehensive Income and Other Comprehensive Income is not furnished as Ind AS is not yet made applicable to banks.

Place : Mumbai  
Date : January 14, 2020

**Bandhan Bank Limited**

CIN: L67190WB2014PLC204622

Registered Office: DN-32, Sector - V, Salt Lake City, Kolkata -- 700 091

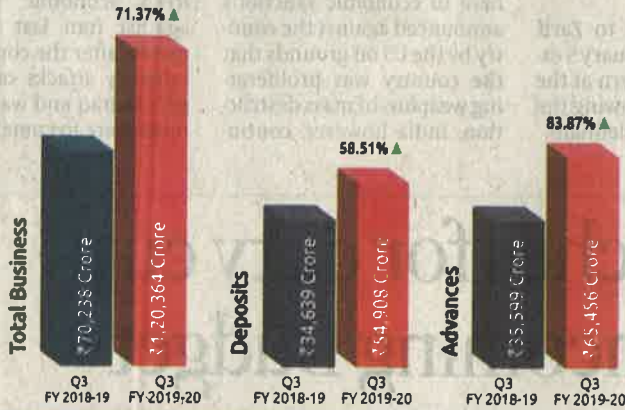
Tel.: (033)66090909, Website: [www.bandhanbank.com](http://www.bandhanbank.com)

**For Bandhan Bank Limited**  
**Chandra Shekhar Ghosh**  
Managing Director & CEO



# We scale new heights, with you by our side

Once again, our financial results bear testimony to your unflinching support and encouragement. We thank you for being a part of our growth story.



**1.9 crore**  
Customers



**4,288**  
Banking Outlets



**37,331**  
Employees

## EXTRACT OF UNAUDITED FINANCIAL RESULTS FOR THE QUARTER ENDED DECEMBER 31, 2019

Regulation 33 of the SEBI (Listing Obligation and Disclosure Requirements) Regulations, 2015

Sl. No.	Particulars	Quarter ended		Nine months ended		Year ended
		December 31, 2019	December 31, 2018	December 31, 2019	December 31, 2018	March 31, 2019
		Unaudited	Unaudited	Unaudited	Unaudited	Audited
1.	Total Income from Operations	3,07,534.33	1,88,365.13	9,08,821.78	5,48,658.82	7,70,709.95
2.	Net Profit / (Loss) for the period (before Tax, Exceptional and/or Extraordinary items)	96,899.60	52,282.97	3,36,009.29	2,01,313.04	3,01,305.39
3.	Net Profit / (Loss) for the period before tax (after Exceptional and/or Extraordinary items)	96,899.60	52,282.97	3,36,009.29	2,01,313.04	3,01,305.39
4.	Net Profit / (Loss) for the period after tax (after Exceptional and/or Extraordinary items)	73,103.33	33,126.68	2,50,645.22	1,30,063.07	1,95,150.19
5.	Total Comprehensive Income for the period [Comprising Profit / (Loss) for the period (after tax) and Other Comprehensive Income (after tax)]	Refer note 2	Refer note 2	Refer note 2	Refer note 2	Refer note 2
6.	Paid up Equity Share Capital	1,61,007.55	1,19,280.49	1,61,007.55	1,19,280.49	1,19,308.29
7.	Reserves (excluding Revaluation Reserve)					10,00,866.42
8.	Earnings Per Share (before extra ordinary items) (of ₹10/- each) (for continuing and discontinued operations) -					
	1. Basic:	4.54	2.78	15.57	10.90	16.03
	2. Diluted:	4.52	2.77	15.50	10.89	16.01
9.	Earnings Per Share (after extra ordinary items) (of ₹10/- each) (for continuing and discontinued operations) -					
	1. Basic:	4.54	2.78	15.57	10.90	16.03
	2. Diluted:	4.52	2.77	15.50	10.89	16.01

### Notes:

- The above is an extract of the detailed format of Quarterly / Nine months' Financial Results filed with the Stock Exchanges under Regulation 33 of the SEBI (Listing Obligation and Disclosure Requirements) Regulations, 2015. The full format of the Quarterly / Nine months' Financial Results is available on the websites of the Stock Exchange(s) ([www.bseindia.com](http://www.bseindia.com) and [www.nseindia.com](http://www.nseindia.com)) and the website of the Bank ([www.bandhanbank.com](http://www.bandhanbank.com)).
- Information relating to Total Comprehensive Income and Other Comprehensive Income is not furnished as Ind AS is not yet made applicable to banks.

Place : Mumbai

Date : January 14, 2020

**Bandhan Bank Limited**

CIN: L67190WB2014PLC204622

Registered Office: DN-32, Sector - V, Salt Lake City, Kolkata – 700 091

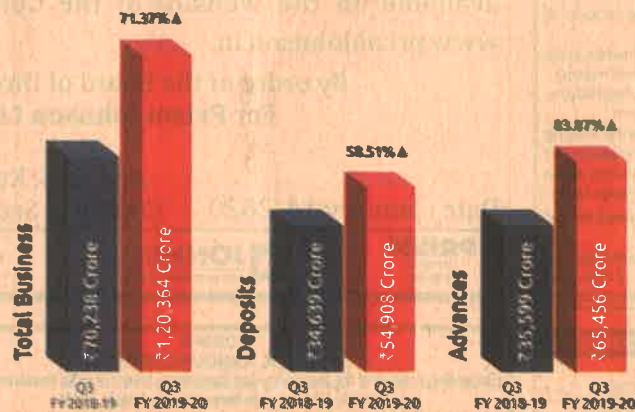
Tel.: (033)66090909, Website: [www.bandhanbank.com](http://www.bandhanbank.com)

**For Bandhan Bank Limited**  
**Chandra Shekhar Ghosh**  
Managing Director & CEO


**Bandhan  
Bank**

# We scale new heights, with you by our side

Once again, our financial results bear testimony to your unflinching support and encouragement. We thank you for being a part of our growth story.


**1.9 crore  
Customers**

**4,288  
Banking Outlets**

**37,331  
Employees**

## EXTRACT OF UNAUDITED FINANCIAL RESULTS FOR THE QUARTER ENDED DECEMBER 31, 2019

Regulation 33 of the SEBI (Listing Obligation and Disclosure Requirements) Regulations, 2015

# in lakh

Sl. No.	Particulars	Quarter ended		Nine months ended		Year ended
		December 31, 2019	December 31, 2018	December 31, 2019	December 31, 2018	March 31, 2019
		Unaudited	Unaudited	Unaudited	Unaudited	Audited
1.	Total Income from Operations	3,07,534.33	1,88,365.13	9,08,821.78	5,48,658.82	7,70,709.95
2.	Net Profit / (Loss) for the period (before Tax, Exceptional and/or Extraordinary items)	96,899.60	52,282.97	3,36,009.29	2,01,313.04	3,01,305.39
3.	Net Profit / (Loss) for the period before tax (after Exceptional and/or Extraordinary items)	96,899.60	52,282.97	3,36,009.29	2,01,313.04	3,01,305.39
4.	Net Profit / (Loss) for the period after tax (after Exceptional and/or Extraordinary items)	73,103.33	33,126.68	2,50,645.22	1,30,063.07	1,95,150.19
5.	Total Comprehensive Income for the period [Comprising Profit / (Loss) for the period (after tax) and Other Comprehensive Income (after tax)]	Refer note 2	Refer note 2	Refer note 2	Refer note 2	Refer note 2
6.	Paid up Equity Share Capital	1,61,007.55	1,19,280.49	1,61,007.55	1,19,280.49	1,19,308.29
7.	Reserves (excluding Revaluation Reserve)	-	-	-	-	10,00,866.42
8.	Earnings Per Share (before extra ordinary items) (of ₹10/- each) (for continuing and discontinued operations) -					
1.	Basic:	4.54	2.78	15.57	10.90	16.03
2.	Diluted:	4.52	2.77	15.50	10.89	16.01
9.	Earnings Per Share (after extra ordinary items) (of ₹10/- each) (for continuing and discontinued operations) -					
1.	Basic:	4.54	2.78	15.57	10.90	16.03
2.	Diluted:	4.52	2.77	15.50	10.89	16.01

### Notes:

- The above is an extract of the detailed format of Quarterly / Nine months' Financial Results filed with the Stock Exchanges under Regulation 33 of the SEBI (Listing Obligation and Disclosure Requirements) Regulations, 2015. The full format of the Quarterly / Nine months' Financial Results is available on the websites of the Stock Exchange(s) ([www.bseindia.com](http://www.bseindia.com) and [www.nseindia.com](http://www.nseindia.com)) and the website of the Bank ([www.bandhanbank.com](http://www.bandhanbank.com)).
- Information relating to Total Comprehensive Income and Other Comprehensive Income is not furnished as Ind AS is not yet made applicable to banks.

Place : Mumbai  
Date : January 14, 2020

**Bandhan Bank Limited**

CIN: L67190WB2014PLC204622

Registered Office: DN-32, Sector - V, Salt Lake City, Kolkata - 700 091

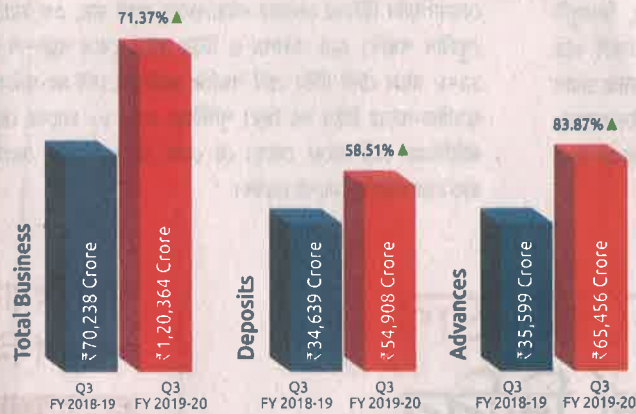
Tel.: (033)66090909, Website: [www.bandhanbank.com](http://www.bandhanbank.com)

**For Bandhan Bank Limited**  
**Chandra Shekhar Ghosh**  
Managing Director & CEO



# We scale new heights, with you by our side

Once again, our financial results bear testimony to your unflinching support and encouragement. We thank you for being a part of our growth story.



**1.9 crore**  
Customers



**4,288**  
Banking Outlets



**37,331**  
Employees

## EXTRACT OF UNAUDITED FINANCIAL RESULTS FOR THE QUARTER ENDED DECEMBER 31, 2019

Regulation 33 of the SEBI (Listing Obligation and Disclosure Requirements) Regulations, 2015

₹ in Lakh

Sl. No.	Particulars	Quarter ended		Nine months ended		Year ended
		December 31, 2019	December 31, 2018	December 31, 2019	December 31, 2018	March 31, 2019
		Unaudited	Unaudited	Unaudited	Unaudited	Audited
1.	Total Income from Operations	3,07,534.33	1,88,365.13	9,08,821.78	5,48,658.82	7,70,709.95
2.	Net Profit / (Loss) for the period (before Tax, Exceptional and/or Extraordinary items)	96,899.60	52,282.97	3,36,009.29	2,01,313.04	3,01,305.39
3.	Net Profit / (Loss) for the period before tax (after Exceptional and/or Extraordinary items)	96,899.60	52,282.97	3,36,009.29	2,01,313.04	3,01,305.39
4.	Net Profit / (Loss) for the period after tax (after Exceptional and/or Extraordinary items)	73,103.33	33,126.68	2,50,645.22	1,30,063.07	1,95,150.19
5.	Total Comprehensive Income for the period [Comprising Profit / (Loss) for the period (after tax) and Other Comprehensive Income (after tax)]	Refer note 2	Refer note 2	Refer note 2	Refer note 2	Refer note 2
6.	Paid up Equity Share Capital	1,61,007.55	1,19,280.49	1,61,007.55	1,19,280.49	1,19,308.29
7.	Reserves (excluding Revaluation Reserve)	-	-	-	-	10,00,866.42
8.	Earnings Per Share (before extra ordinary items) (of ₹10/- each) (for continuing and discontinued operations) -					
	1. Basic:	4.54	2.78	15.57	10.90	16.03
	2. Diluted:	4.52	2.77	15.50	10.89	16.01
9.	Earnings Per Share (after extra ordinary items) (of ₹10/- each) (for continuing and discontinued operations) -					
	1. Basic:	4.54	2.78	15.57	10.90	16.03
	2. Diluted:	4.52	2.77	15.50	10.89	16.01

**Notes:**

- The above is an extract of the detailed format of Quarterly / Nine months' Financial Results filed with the Stock Exchanges under Regulation 33 of the SEBI (Listing Obligation and Disclosure Requirements) Regulations, 2015. The full format of the Quarterly / Nine months' Financial Results is available on the websites of the Stock Exchange(s) ([www.bseindia.com](http://www.bseindia.com) and [www.nseindia.com](http://www.nseindia.com)) and the website of the Bank ([www.bandhanbank.com](http://www.bandhanbank.com)).
- Information relating to Total Comprehensive Income and Other Comprehensive Income is not furnished as Ind AS is not yet made applicable to banks.

**Place : Mumbai**  
**Date : January 14, 2020**

**Bandhan Bank Limited**

CIN: L67190WB2014PLC204622

**Registered Office:** DN-32, Sector - V, Salt Lake City, Kolkata – 700 091

Tel.: (033)66090909, Website: [www.bandhanbank.com](http://www.bandhanbank.com)

**For Bandhan Bank Limited**  
**Chandra Shekhar Ghosh**  
Managing Director & CEO